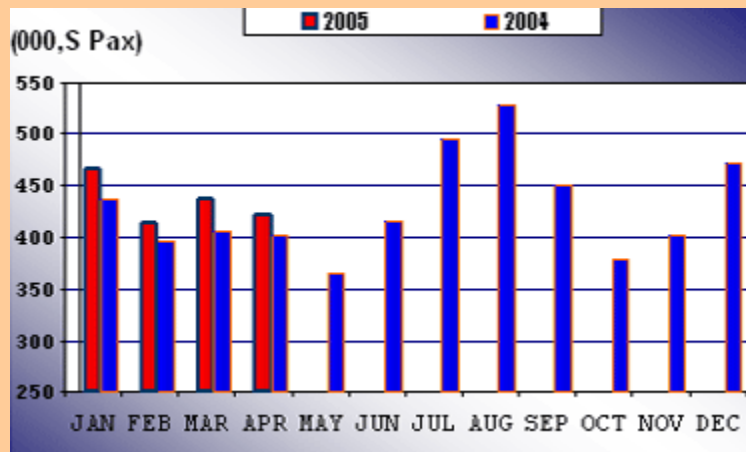
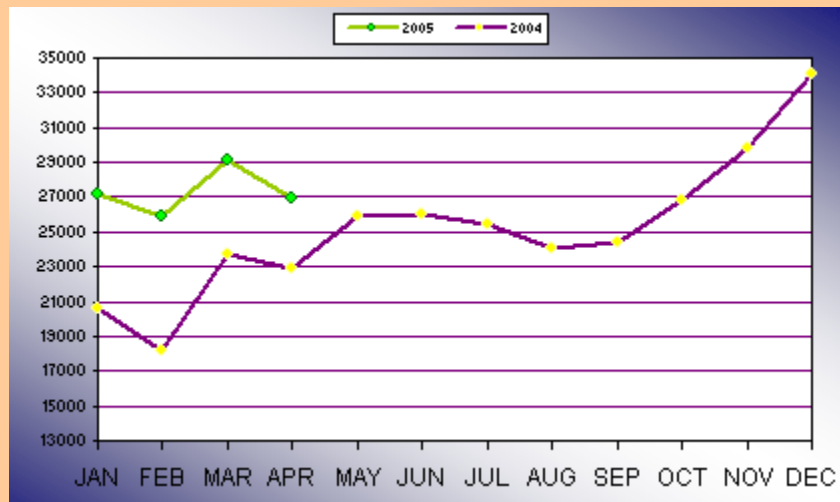


Passenger Traffic:-



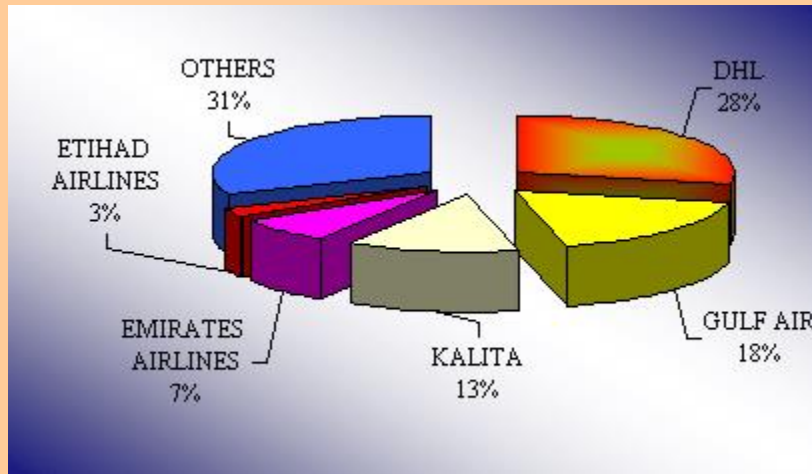
	Month	Year	Growth	2005	2004	Growth
	APR/05	APR/04				
Disembarked	192,661	173,706	11%	781,404	709,665	10%
Embarked	192,949	179,461	8%	776,935	705,135	10%
Transit	35,865	47,605	-25%	179,962	225,173	-20%
TOTAL	421,475	400,772	5%	1,738,301	1,639,973	6%

Cargo and Mail:-



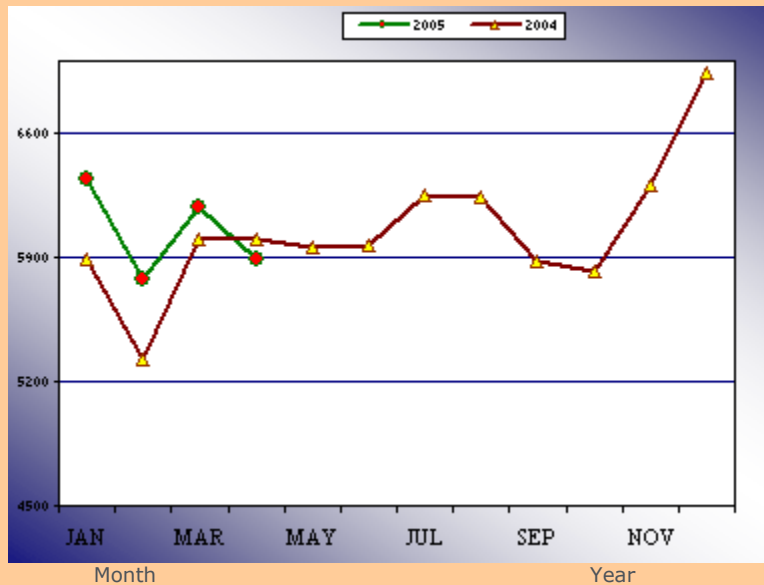
	Month	Year	Growth	2005	2004	Growth
	APR/05	APR/04				
Cargo and Mail	26,881	22,942	17%	109,085	85,353	28%

Top 5 Airlines-Cargo & Mail Throughput :-



Carrier	Cargo&Mail(Tonnes)	% Share	% Change from same period last year
DHL	7,454	28%	20.6%
GULF AIR	4,869	18%	-1.8%
KALITA	3,616	13%	130.3%
EMIRATES AIRLINES	1751	7%	65.8%
ETIHAD AIRWAYS	793	3%	N\A
OTHERS	8,398	31%	-8.5%
TOTAL	26,881	100.00%	17.2%

Aircraft Movements:-



Aircraft Movements	5,890	6,000	-2%	24,183	23,199	4%
--------------------	-------	-------	-----	--------	--------	----