

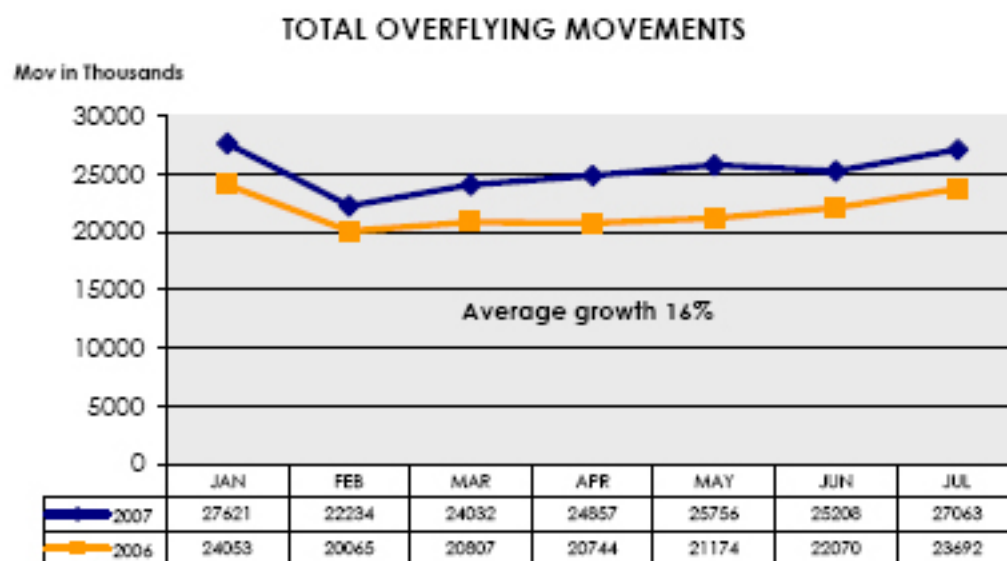
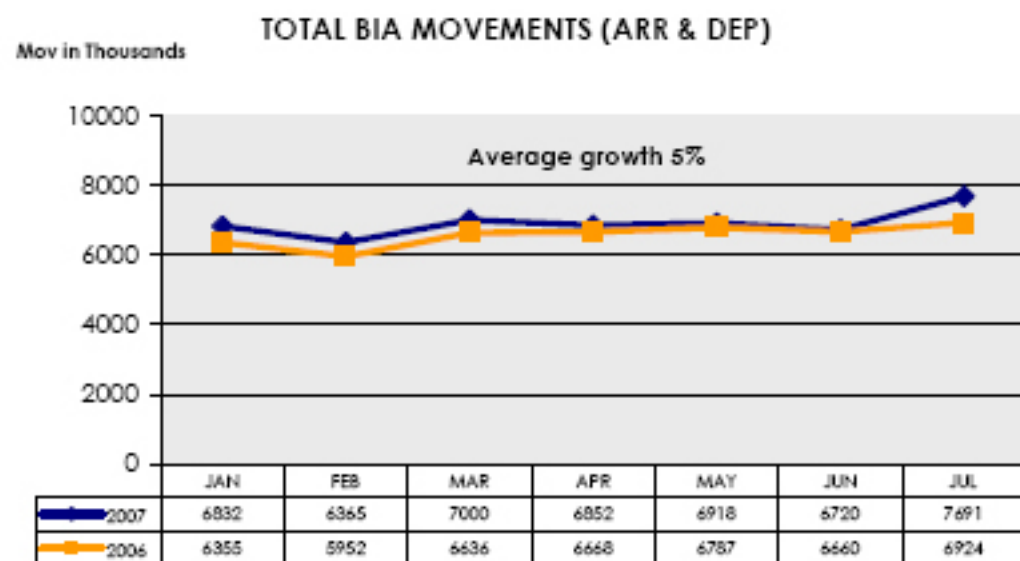
Airport Statistics



BIA Movements & Overflying Summary - (JAN - JUL 2007)

BIA MOVEMENTS	Average Movements						
Category	Day	Week	Month	CUM 2007	CUM 2006	Growth %	% MOV
Passengers	171	1,195	4,778	33,449	31,158	7%	69%
Cargo	41	289	1,154	8,081	7,253	11%	17%
Military	27	189	756	5,292	6,131	-14%	11%
Others	8	56	222	1,556	1,440	8%	3%
TOTAL	247	1,728	6,911	48,378	45,982	5%	100%

Overflying MOVEMENTS	Average Movements						
Category	Day	Week	Month	CUM 2007	CUM 2006	Growth %	% MOV
Passengers	595	4,166	16,666	116,661	100,284	16%	66%
Cargo	33	231	923	6,460	2,907	122%	4%
Military	174	1,219	4,877	34,138	33,631	2%	19%
Others	100	697	2,787	19,512	15,783	24%	11%
TOTAL	902	6,313	25,253	176,771	152,605	16%	100%



Airport Statistics

Traffic Statistics & Trends - July 2007

PASSENGERS

BIA	JUL 07	JUL 06	%	CUM 2007	CUM 2006	%
Disembarked	317,240	290,078	9%	1,909,238	1,818,360	5%
Embarked	358,069	319,323	12%	1,896,613	1,826,249	4%
Transit	24,554	19,860	24%	203,164	209,255	-3%
TOTAL	699,863	629,261	11%	4,009,015	3,853,864	4%

IMMIGRATION	JUL 07	JUL 06	%	CUM 2007	CUM 2006	%
Arrival	166,516	159,940	4%	1,094,033	990,943	10%
Departure	189,453	176,027	8%	996,821	920,428	8%
TOTAL	355,969	335,967	6%	2,090,854	1,911,371	9%

TRANSFER	JUL 07	JUL 06	%	CUM 2007	CUM 2006	%
TOTAL	319,340	273,434	17%	1,714,997	1,733,238	-1%

CARGO & MAIL (TONNES)

	JUL 07	JUL 06	%	CUM 2007	CUM 2006	%
TOTAL	37,249	29,051	28%	224,946	198,311	13%

AIRCRAFT MOVEMENTS

BIA	JUL 07	JUL 06	%	CUM 2007	CUM 2006	%
TOTAL	7,691	6,924	11%	48,378	45,982	5%

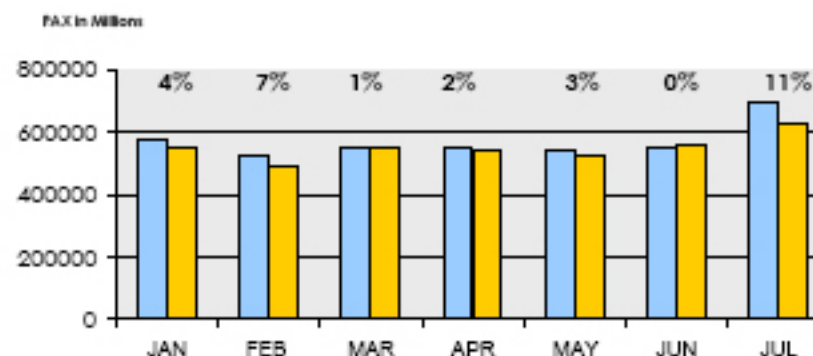
OVERFLYING	JUL 07	JUL 06	%	CUM 2007	CUM 2006	%
TOTAL	27,063	23,692	14%	176,771	152,605	16%

BAFCO (GALLONS)

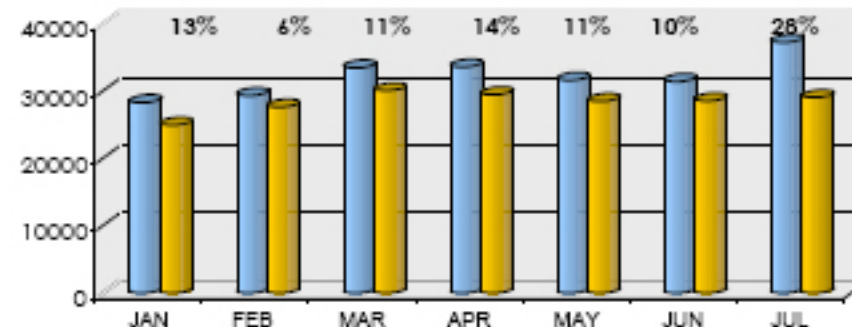
COMPANY	JUL 07	JUL 06	%	CUM 2007	CUM 2006	%
Bapco	10,073,211	9,383,051	7%	59,851,572	62,177,795	-4%
Chevron**	5,143,712	4,800,600	7%	30,741,051	37,409,458	-18%
BP	2,683,535	2,610,436	3%	14,613,702	16,078,718	-9%
TOTAL	17,900,458	16,794,087	7%	105,206,325	115,665,971	-9%

** Caltex has changed their name to Chevron

TOTAL PASSENGERS AT BIA



TOTAL CARGO CARRIED VIA BIA



TOTAL BAFCO SALES IN GALLONS

