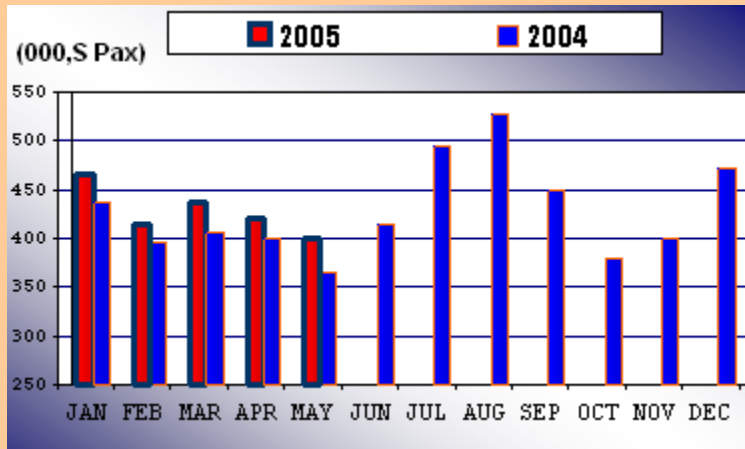
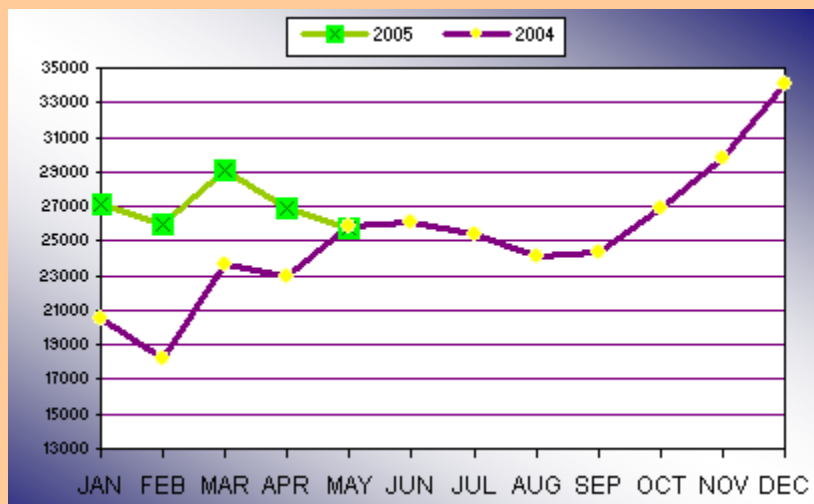


Passenger Traffic:-



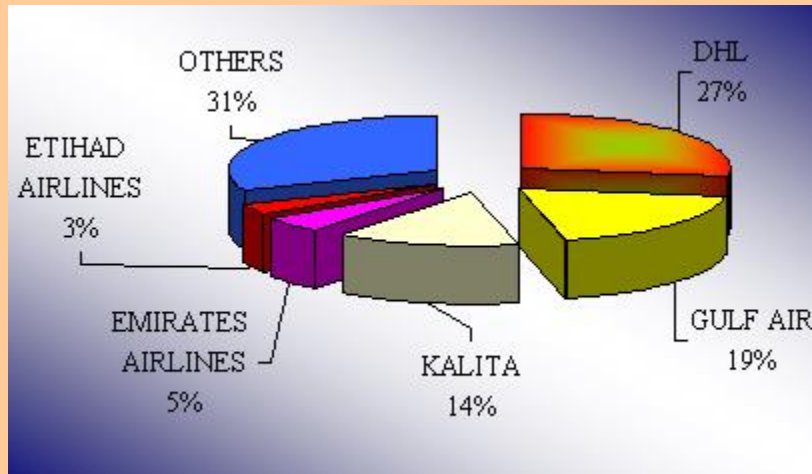
	Month	Year	Growth	2005	2004	Growth
	MAY/05	MAY/04				
Disembarked	189,525	167,932	13%	970,929	877,597	11%
Embarked	184,542	161,321	14%	961,477	866,456	11%
Transit	27,421	36,235	-24%	207,383	261,408	-21%
TOTAL	401,488	365,488	10%	2,139,789	2,005,461	7%

Cargo and Mail:-



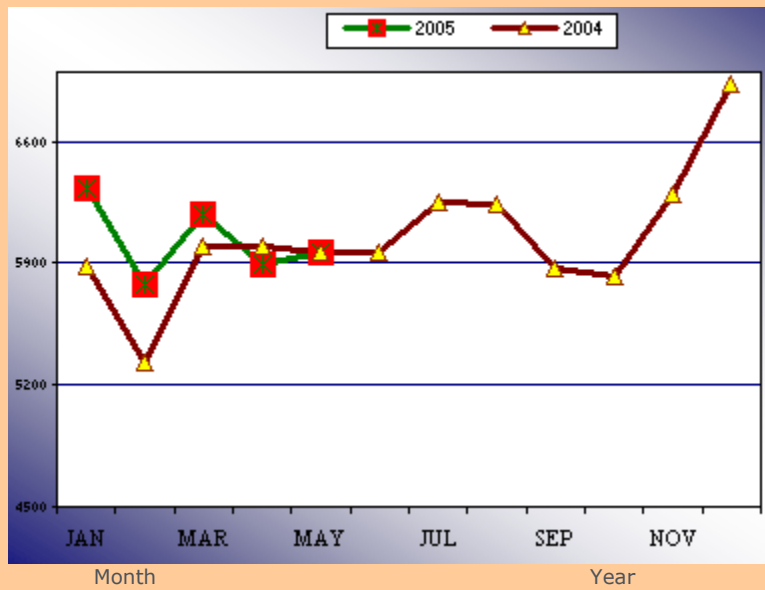
	Month	Year	Growth	2005	2004	Growth
	MAY/05	MAY/04				
Cargo and Mail	25,752	25,904	-1%	134,837	111,257	21%

Top 5 Airlines-Cargo & Mail Throughput :-



Carrier	Cargo&Mail(Tonnes)	% Share	% Change from same period last year
DHL	7,060	27%	-12.9%
GULF AIR	4,966	19%	-0.7%
KALITA	3,585	14%	17.2%
EMIRATES AIRLINES	1,235	5%	17.7%
ETIHAD AIRLINES	868	3%	N\A
OTHERS	8,038	31%	-7.5%
TOTAL	25,752	100.00%	-0.6%

Aircraft Movements:-



Aircraft Movements	5,960	5,958	0%	30,143	29,157	3%
--------------------	-------	-------	----	--------	--------	----