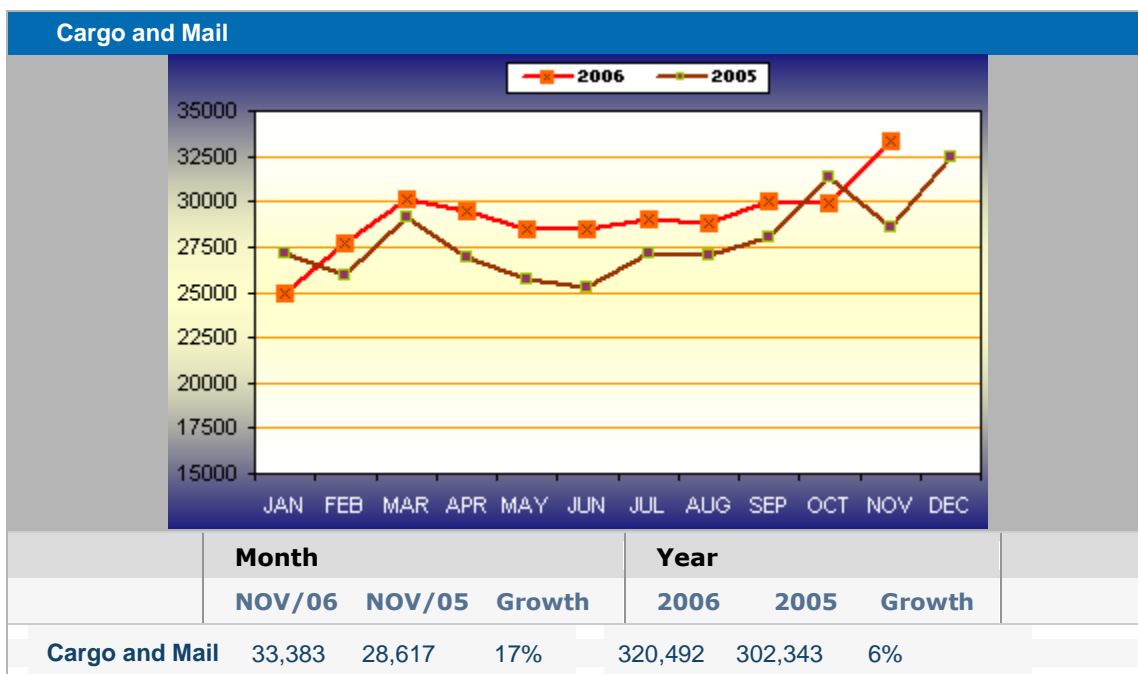
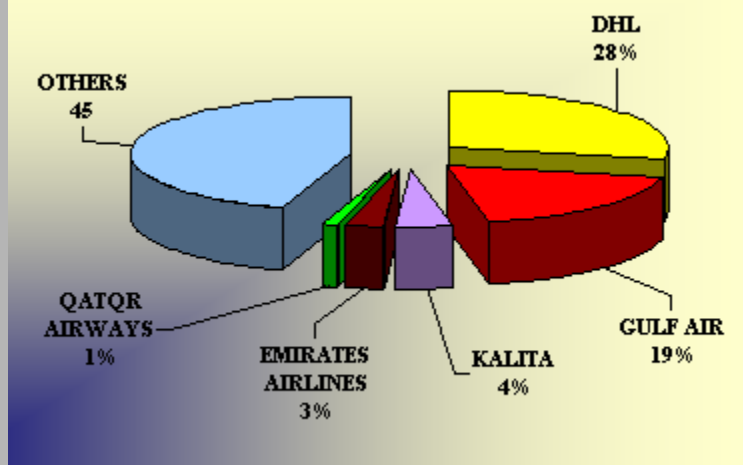


AIRCRAFT MOVEMENTS

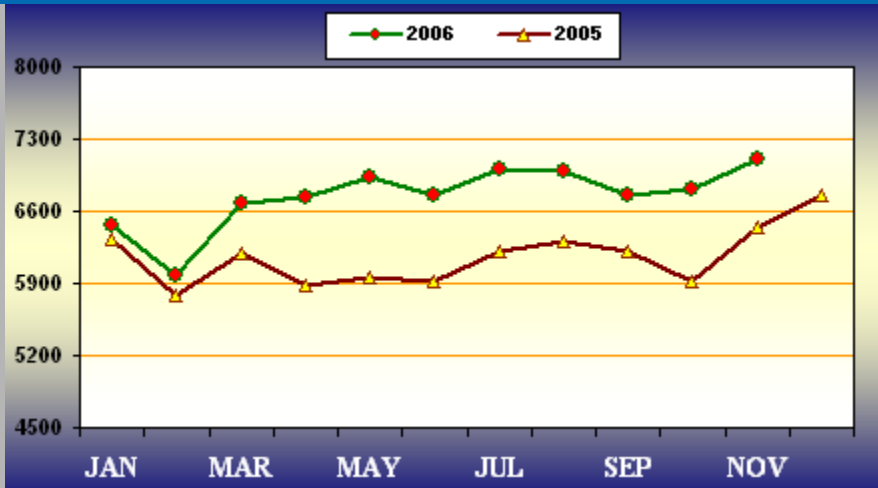


Top 5 Airlines-Cargo & Mail Throughput



Carrier	Cargo&Mail(Tonnes)	% Share	% Change from same period last year
DHL	9,184	28%	12.2%
GULF AIR	6,211	19%	21.0%
KALITA	1,180	4%	32.3%
EMIRATES AIRLINES	1167	3%	4.3%
QATAR AIRWAYS	488	1%	49.2%
OTHERS	15,153	45%	1.2%
TOTAL	33,383	100.00%	16.7%

Aircraft Movements



	Month			Year		
	NOV/06	NOV/05	Growth	2006	2005	Growth
Aircraft Movements	7,102	6,435	10%	74,182	67,143	10%