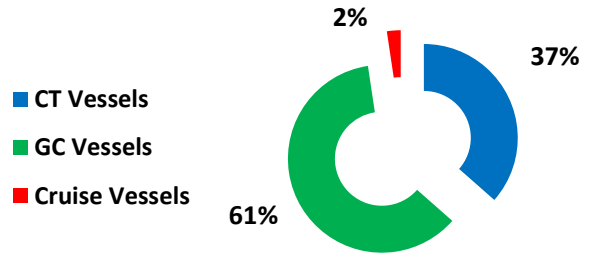




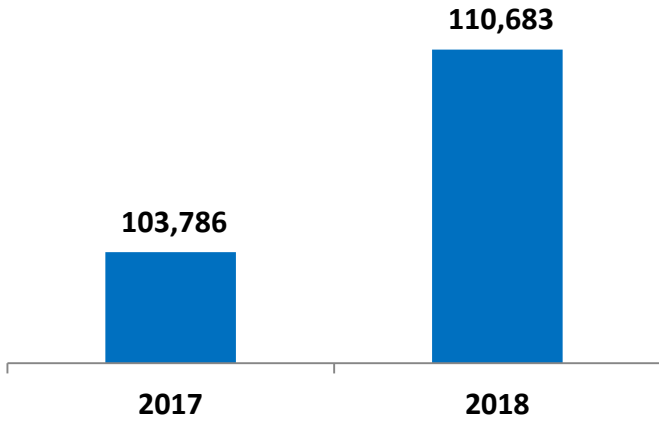
**Khalifa Bin Salman Port ( KBSP ) Performance Q2 2018**

Vessel Traffic	Q2 2017	Q2 2018	Q2 17 vs. Q2 18
CT Vessels	67	77	14.9%
GC Vessels	172	129	-25.0%
Cruise Vessels	0	5	100%
<b>Total Vessels</b>	<b>239</b>	<b>211</b>	<b>-11.7%</b>

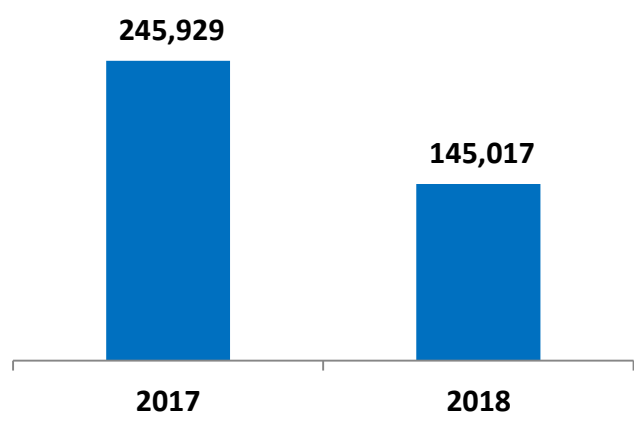
**Vessel Traffic Split Q2 2018**



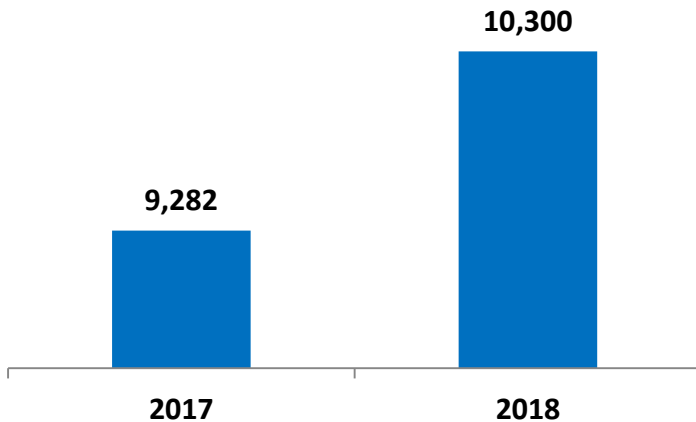
**Container Throughput TEUS  
Q2 2018**



**General Cargo Throughput Tons  
Q2 2018**



**RORO Unit Volume  
Q2 2018**



**Transshipment Volume TEU  
Q2 2018**

