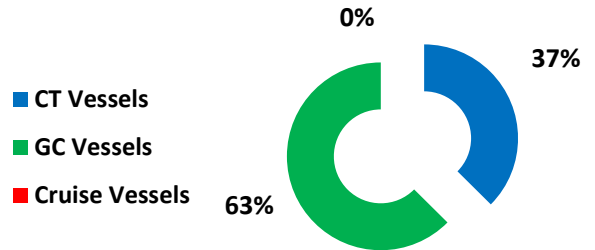




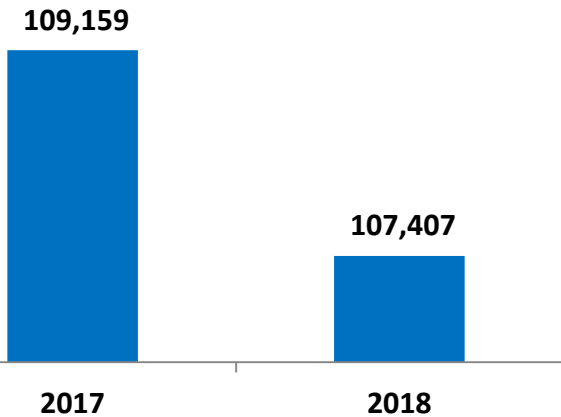
Khalifa Bin Salman Port (KBSP) Performance Q3 2018

Vessel Traffic	Q3 2017	Q3 2018	Q3 17 vs. Q3 18
CT Vessels	69	67	-2.9%
GC Vessels	154	112	-27.3%
Cruise Vessels	0	0	0%
Total Vessels	223	179	-19.7%

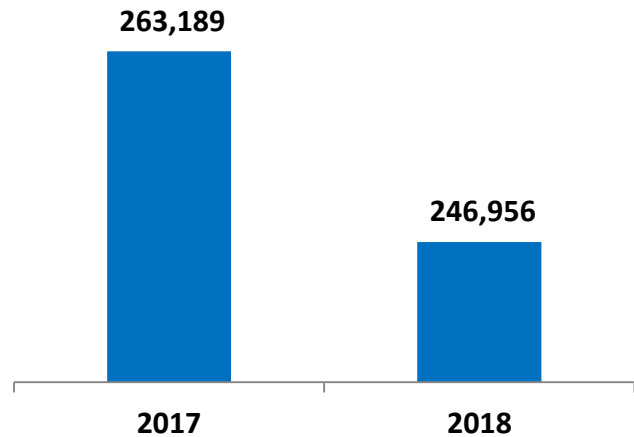
Vessel Traffic Split Q3 2018



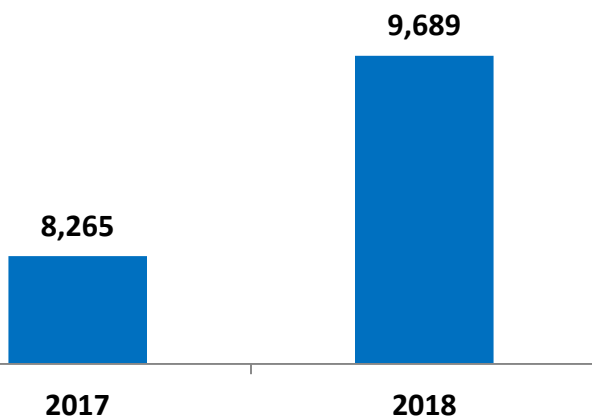
**Container Throughput TEUS
Q3 2018**



**General Cargo Throughput Tons
Q3 2018**



**RORO Unit Volume
Q3 2018**



**Transshipment Volume TEU
Q3 2018**

